

Omni Directional High Gain Antenna

SKU: 310001

FEATURES

- High gain omni-directional antenna
- Includes 617 to 698 MHz band and 3.5 GHz 5G bands
- Wideband operation, makes the antenna future proof
- Antenna is purpose-built for urban and rural applications
- Robust and weather resistant design with IP 65 rating
- Improve data transmission connection reliability & stability
- Optimized for cell signal boosting, FWA, M2M & IoT applications
- High-end industrial grade router applications
- Areas with poor data signal reception
- Enhanced 4G/LTE and 5G reception

Kit Includes



Omni Directional High Gain Antenna & Mounting Hardware (310001)*



Specifications

ELECTRICAL

Frequency Band (MHz)	617-960	1427-1517	1710-2700	3400-3800
Peak Gain (dBi)	6	6	9	8
VSWR	<2.5:1			
Polarization	Vertical			
Impedance (Ω)	50			
Max Power (W)	10			
DC Short	Yes			

MECHANICAL

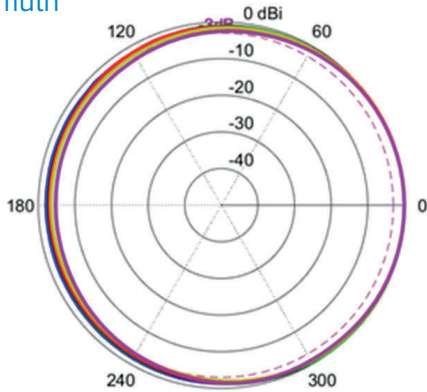
Model	310001*
Connector	N-Type (F)
Dimensions (in / mm)	25x2.7 / 635x71
Packaged Dimensions (in / mm)	27.5x3.7x3.5 / 700x95x90
Packaged Weight (lb / kg)	3.1 / 1.41
Temperature Range (°F / °C)	-40 to 176 / -40 to 80
Rated Wind Velocity (mph/kph)	<100 / <160
Radome Material	ABS (Halogen Free)

* **WARNING:** This product can expose you to chemicals including Nickel, which is known to the State of California to cause cancer, and Bisphenol A, which is known to the State of California to cause birth defects or other reproductive harm. For more information go to www.P65Warnings.ca.gov

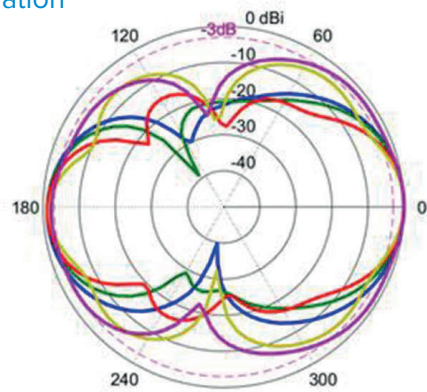
Radiation Patterns, 617-960 MHz

■ 617 MHz ■ 700 MHz ■ 800 MHz ■ 900 MHz ■ 960 MHz

Aximuth



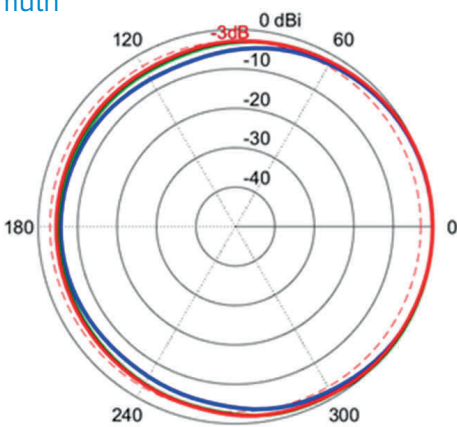
Elevation



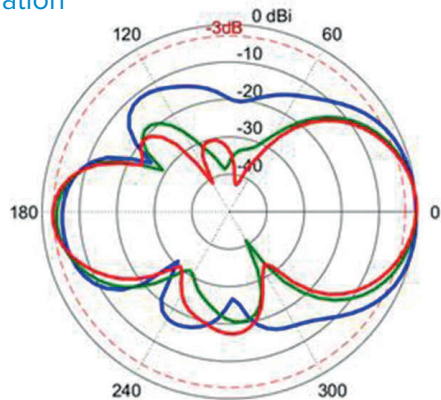
Radiation Patterns, 1427-1517 MHz

■ 1427 MHz ■ 1470 MHz ■ 1517 MHz

Aximuth



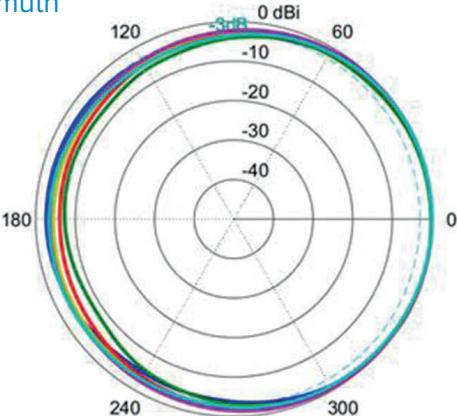
Elevation



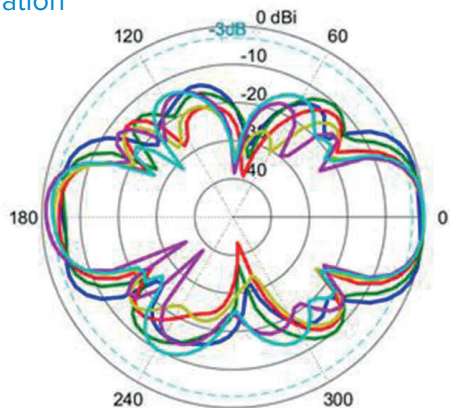
Radiation Patterns, 1710-2170 MHz

■ 1710 MHz ■ 1800 MHz ■ 1900 MHz ■ 2000 MHz ■ 2100 MHz ■ 2170 MHz

Aximuth



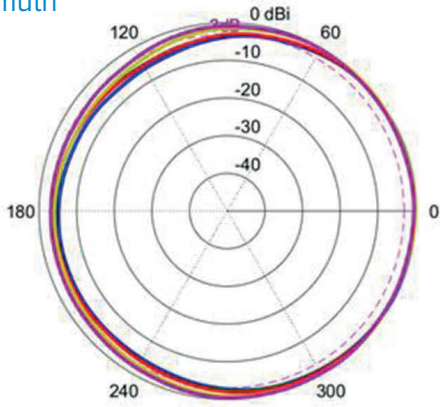
Elevation



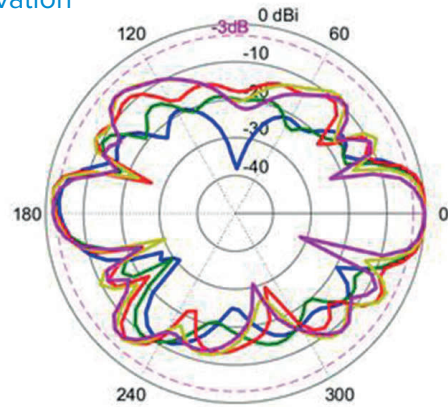
Radiation Patterns, 2300-2700 MHz

■ 2300 MHz ■ 2400 MHz ■ 2500 MHz ■ 2600 MHz ■ 2700 MHz

Aximuth



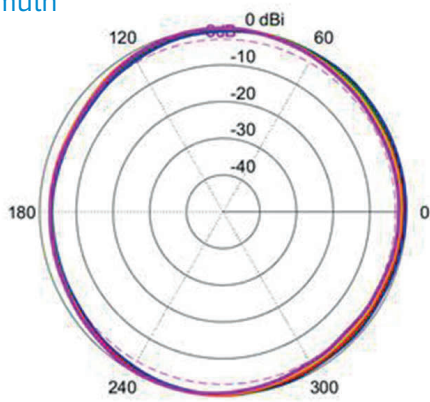
Elevation



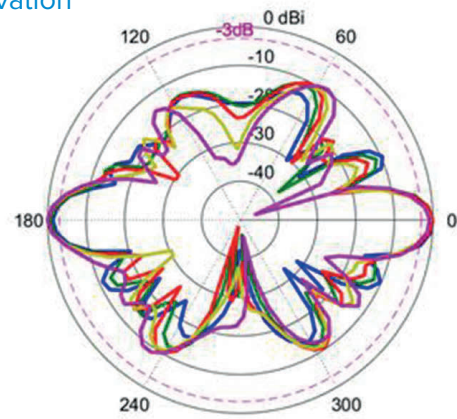
Radiation Patterns, 3400-3800 MHz

■ 3400 MHz ■ 3500 MHz ■ 3600 MHz ■ 3700 MHz ■ 3800 MHz

Aximuth

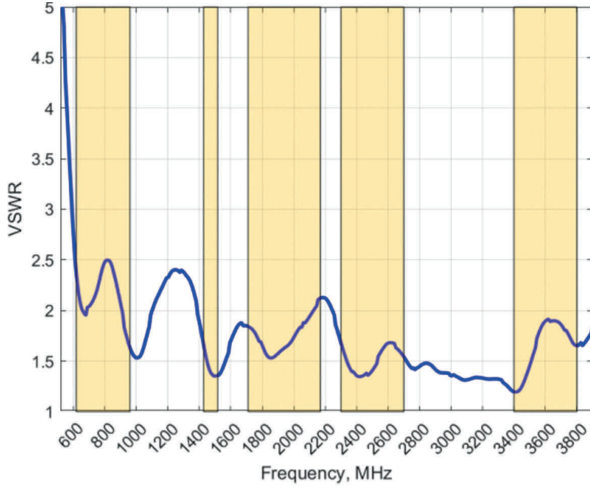


Elevation



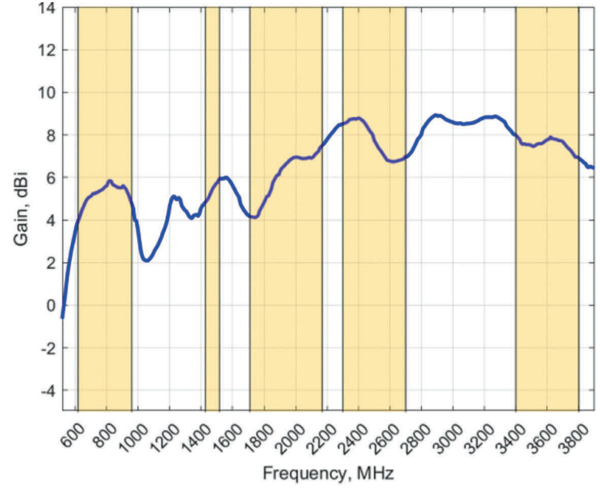
Antenna Performance Plots

VSWR* (Voltage Standing Wave Ratio)



*VSWR measured with a 2m low loss cable.


Gain+ (Excluding Cable Loss)



+Antenna gain measured with polarisation aligned standard antenna

Package Dimensions

4.25 W x 27.25 L x 3.75 D

27.25 in. x 3.75 in.	4.25 in. x 3.75 in.	27.25 in. x 4.25 in.	 2.56 lbs.
FRONT	SIDE	TOP/BOTTOM	WEIGHT

Support

 **2 Year Warranty**

Email: support@wilsonelectronics.com

Website: <http://support.weboost.com>

Phone: +1 866 294 1660 Monday to Saturday

* **WARNING:** Cancer and Reproductive Harm - www.P65Warnings.ca.gov.

ASSEMBLED IN THE USA



UPC



FOR PARTNER'S USE