


Ultra Flat In-Building SISO Antenna [698-960MHz, 1695-2700 MHz]

PEAR™ S5606i w/ Pigtail

Description:

- Ultra thin (1/2", 30mm) omni directional antenna covering 698-960MHz and 1695-2700MHz.
- SISO IDAS and Small Cell applications requiring ceiling mounted omni antennas.



698-960MHz & 1695-2700 MHz Omni Antenna

Electrical Specifications

Frequency Band [MHz]	698-894	894-960	1695-2180	2180-2700
Input Connector Type	1x N-Type(F) DIN or 4.3-10(F) DIN w/ pigtail (17", 43cm)			
VSWR/Return Loss	<1.7:1 / 11.8 dB			
Impedance	50 Ω			
Polarization	Vertical			
Horizontal Beamwidth	Omni (360°)			
Max. Gain	3.2 dBi	3.3 dBi	7.4 dBi	7.2 dBi
Avg. Gain	2.4 dBi	3.1 dBi	6.6 dBi	6.7 dBi
Max Power / Port	25 Watts at ambient temperature 77°F (25°C)			
PIM @ 2x43 dBm	<-153 dBc (for 4.3-10 DIN), <-150 dBc (for N-Type)			

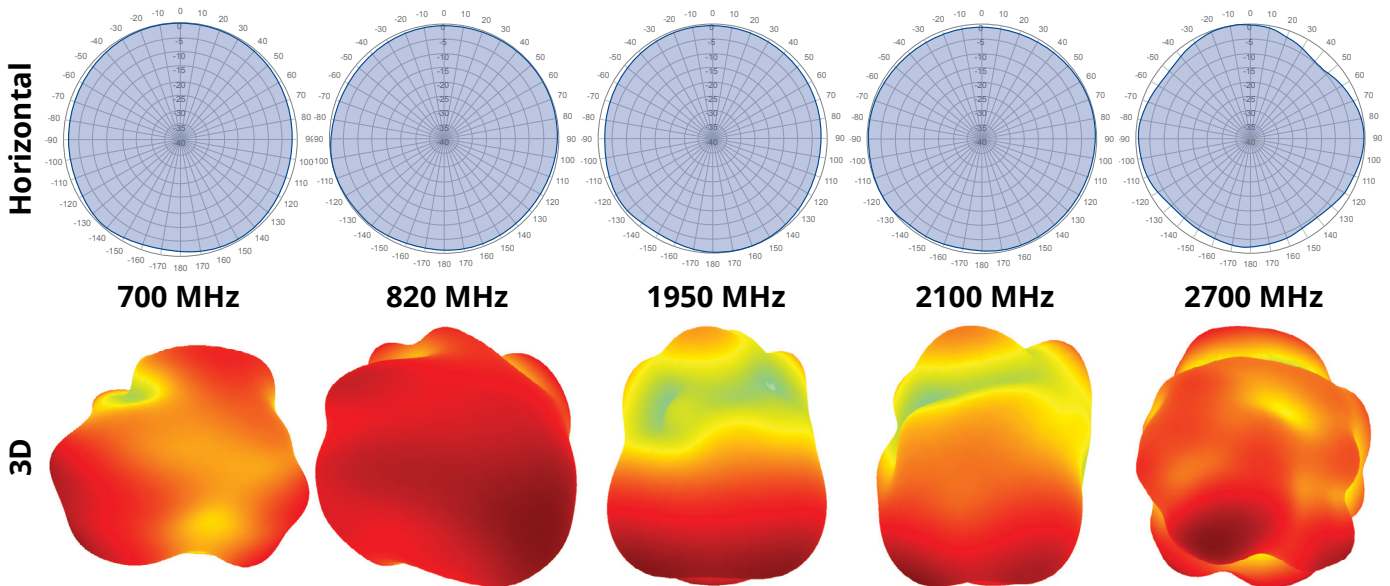
Mechanical Specifications

Operating Temperature	-40° to 158°F (-40° to +70°C)
Antenna Weight	0.86 lbs (390 g)
Antenna Diameter	12.0" (304 mm)
Antenna Height	1.2" (30 mm)
Radome Material	PC / ABS
Flamibility rating	UL 94-V0
RoHS	Compliant
Radome Color	RAL 9016 (white)*
Ingress Protection	Indoor
Shipping Dimensions - L x W x D	14.6"x14.6"x8.2" / 370x370x210mm
Shipping Weight (Gross Weight)	3.7 lbs (1.7 kg)

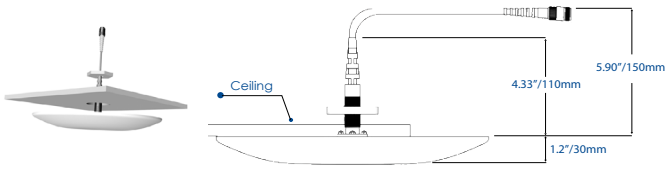

* Radome can be painted with recommended paint "Krylon fusion for plastic"

Additional Technical Information

Antenna Patterns



Part Numbers, Ordering Options and Accessories

Description:	Part Number:
Antenna with 1x N-Type DIN (F) Connectors	02121261-05606U
Antenna with 1x 4.3-10 DIN (F) Connectors	02130261-05606U
Mounting Bracket(s):	Part Number:
Below Ceiling Installation (Standard) Fasteners for below suspended ceiling mounting included with antenna. Maximum ceiling thickness 1.18" (30mm). Instructions: Drill a 1.18" (30mm) hole in the ceiling tile. Secure the antenna to the ceiling tile with the supplied plastic nut.	
Hard Ceiling Installation (Optional) The hard ceiling mounting bracket allows for installation onto drywall ceilings possible by eliminating additional access above the antenna. This mounting option adds 0.17" (4.5mm) to the visible antenna height.	 <p>62-37-09</p>

Matting Male Connector Torque:

N-Type: 26.6 in-lb (3 Nm)

4.3-10: 44.3 in-lb (5 Nm)

Copyright © 2016 – Galtronics Corporation Ltd.

Proprietary Information. All rights reserved. Galtronics reserves the right to modify or amend any antenna or specification without prior notice.