

Small Form Factor Wideband SISO Antenna [617-960, 1695-2690, 3300-4200 and 5000-6000 MHz]

PEAR™ GI0801-06971

Description:

- Omni directional antenna for in-building coverage applications such as DAS
- Wide band SISO antenna for 5G coverage in 600MHz, 3.5GHz & 5GHz bands



617-960, 1695-2690, 3300-4200 and 5000-6000 MHz SISO Omni Antenna

Electrical Specifications

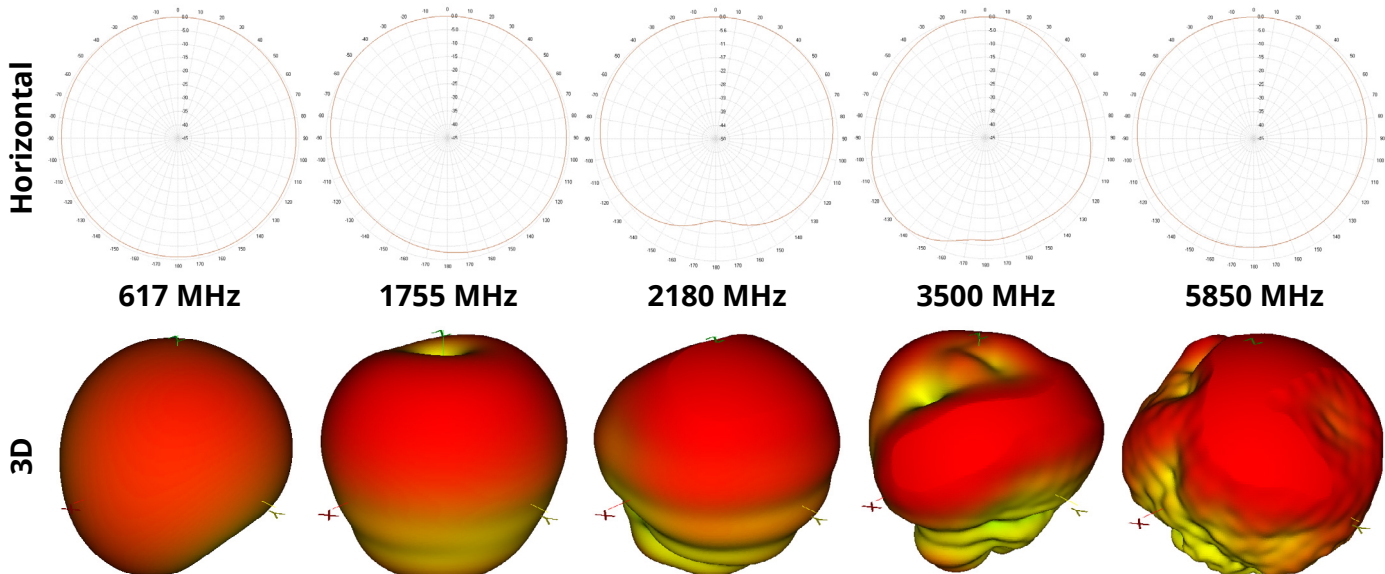
Frequency Band [MHz]	617-960	1695-2180	2180-2690	3300-4200	5000-6000
Input Connector Type	1x 4.3-10 (F) w/ Pigtail (12", 30 cm)				
VSWR (max.) /RL (min.)	1.7:1 / 11.8 dB		1.5:1 / 14.0 dB	1.7:1 / 11.8 dB	
Impedance	50 Ω				
Polarization	Vertical				
Horizontal Beamwidth	Omni (360°)				
Gain (max.)	2.9 dBi	6.7 dBi	6.4 dBi	6.6 dBi	7.9 dBi
Gain (avg.)	2.0 dBi	4.7 dBi	4.7 dBi	5.9 dBi	6.9 dBi
Max Power / Port	50 W @77°F (25°C)				1W @77°F (25°C)
PIM @ 2x43 dBm	<-153 dBc			N/A	N/A

Mechanical Specifications

Operating Temperature	-40° to 158°F (-40° to +70°C)
Antenna Weight	0.90 lbs (0.41 kg)
Antenna Dimension (Height xDiameter)	2.8" (72 mm) x 8.2" (208 mm)
Radome Material	PC / ABS, UL 94-V0 Compliant
Pigtail	Plenum Rated
RoHS	Compliant
Radome Color	RAL 9016 (White)*
Ingress Protection	Indoor

* Radome can be painted with recommended paint "Krylon fusion for plastic"

Antenna Patterns



Copyright © 2019– Galtronics Corporation Ltd.

Proprietary Information. All rights reserved. Galtronics reserves the right to modify or amend any antenna or specification without prior notice.




Back View and Port Description



Part Numbers, Ordering Options and Accessories

Description:	Connectors	Color	Included Accessories	Part Number:
Small Form Factor SISO Antenna	1x 4.3-10(F)	White (RAL 9016)	Standard Below Ceiling Mounting Bracket	GI0801-06971-112

Mounting Brackets and Part Numbers

Mounting Bracket(s):	Part Number:
<p>Below Ceiling Installation (Standard)</p> <p>Fasteners for below suspended ceiling mounting included with antenna. Maximum ceiling thickness 1.18" (30mm).</p> <p>Instructions: Drill a 1.18" (30mm) hole in the ceiling tile. Secure the antenna to the ceiling tile with the supplied plastic nut. Included with antenna.</p>	
<p>Hard Ceiling Installation Bracket (Optional)</p> <p>The hard ceiling mounting bracket allows for installation onto drywall ceilings possible by eliminating additional access above the antenna.</p>	 <p>62-31-09</p>
<p>Above Ceiling Installation Bracket (Optional)</p> <p>The antenna can be installed above suspended ceilings by using this optional mounting kit.</p>	 <p>62-46-03</p>

Mating Connector Torque:
4.3-10 44.3 in-lb (5 Nm)

Copyright © 2019– Galtronics Corporation Ltd.

Proprietary Information. All rights reserved. Galtronics reserves the right to modify or amend any antenna or specification without prior notice.